



.MAINTENANCE

.PLANQ

www.planqproducts.com

.Index

.Maintenance

Rezign Veneer	p. 3
Wood	p. 4
Recycled wool/Facet	p. 5
Recycled bottles/Soil	p. 6
Recycled leather/Wool	p. 7
Gymfloor Line	p. 8
Fabric Specifications	p. 9

.REZIGN VENEER

Regular cleaning

For regular cleaning of your Rezig surfaces, use a slightly damp cotton or microfibre cloth. After that, carefully wipe off and rub with a clean dry cotton cloth. Make use of a feather whisper against dust-gathering and for light, daily cleaning.

Stain removal

To clean a specific stain we recommend intervening immediately and using an organic solvent (ex. trichloroethylene). Do not use abrasive sponges as they may damage the product's surface.

Use of detergents

Avoid using acidic products, solvents, and products containing ammonia.

Periodic and correct maintenance allows the product to keep its original aspect and lengthen the duration of its performance.

Regular cleaning

For regular cleaning of your Reziqn surfaces, just use a slightly damp cloth to wipe off any light stains or dust. You only need a little bit of water, avoid using a wet cloth.

Make use of a feather whisper against dust-gathering and for light, daily cleaning.

Stain removal

To clean a specific stain that will not go away using only water, we recommend using a mild detergent that is specifically for wood, and does not contain bleach or abrasives.

Use of detergents

Avoid using acidic products, solvents, and products containing ammonia or bleach.

Periodic and correct maintenance allows the product to keep its original aspect and lengthen the duration of its performance.

.RECYCLED WOOL/FACET

Regular cleaning

For regular cleaning of your recycled wool upholsteries, you can vacuum the surfaces with a suitable mouthpiece for upholstery fabrics.

Stain removal

If a stain occurs, we advise to intervene immediately. Soak up liquids with an absorbent cloth or scrape off hardened stains using a dull knife or spoon. Vacuum any remaining loose particles. Remove the remaining stain with a sponge or cloth and warm water. If you have a stubborn stain, you can use an appropriate stain removal agent, but make sure to always follow the instructions from the manufacturer. To be sure, always test any detergents on an unseen area first.

Use of detergents

Avoid using acidic products, solvents, and products containing ammonia or bleach.

Periodic and correct maintenance allows the product to keep its original aspect and lengthen the duration of its performance.

.RECYCLED BOTTLES / SOIL

Regular cleaning

For regular cleaning of your recycle bottle upholsteries, you can vacuum the surfaces with a suitable mouthpiece for upholstery fabrics.

Stain removal

If a stain occurs, we advise to intervene immediately. Soak up liquids with an absorbent cloth or scrape off hardened stains using a dull knife or spoon. Vacuum any remaining loose particles. Remove the remaining stain with a sponge or cloth and warm water. If you have a stubborn stain, you can use an appropriate stain removal agent, but make sure to always follow the instructions from the manufacturer. To be sure, always test any detergents on an unseen area first.

Use of detergents

Avoid using acidic products, solvents, and products containing ammonia or bleach.

Periodic and correct maintenance allows the product to keep its original aspect and lengthen the duration of its performance.

.RECYCLED LEATHER/WOOL

Regular cleaning

Our recycled leather fabrics are moisture and stain-resistant. In order to clean the fabric, please use a lukewarm cotton cloth.

Stain removal

If a stain occurs, we advise to intervene immediately by using a specific cleaning detergent for leather. To be sure, always test any detergents on an unseen area first to make sure it does not damage the leather.

Use of detergents

Only use a specific leather detergent and patch test first.

Periodic and correct maintenance allows the product to keep its original aspect and lengthen the duration of its performance.

.GYMFLOOR LINE

Caring for your Gymfloor Table

For ultimate protection, the Gymfloor Tables are provided with SKYLT, a transparent lacquer. Due to this extra lacquer layer, the table can take a beating, therefore maintenance is hardly necessary. However, if it is preferred the table can be lightly sanded with 180 grit sandpaper. Be extra careful at the sports lines, to minimize colour damage. Finish with SKYLT - transparent lacquer. That's how we make furniture that lasts forever.

Use of detergents

Avoid using acidic products, solvents, and products containing ammonia or bleach.

Periodic and correct maintenance allows the product to keep its original aspect and lengthen the duration of its performance.

.FABRIC SPECIFICATIONS

Fabrics

We offer a standard range of fabrics from some of Europe's leading textiles manufacturers. We have selected a range preferred sustainable fabrics. The most sustainable fabrics are highlighted with a green leaf symbol.
















These fabrics have been chosen by the next criteria:

- Contain more then 90% renewable fibers.
- Are Cradle to Cradle Certified™, EU Ecolabel, Global Recycled Standard, OekoTex Standard 100, Greenguard Gold certified.
- And contain > 60% recycled fibres.

Specification

The selected range of fabrics meet the next Martindale resistance and certificates:

Fabric	Abrasion	Fire Retardancy	Sustainability
Class 1			
- Soil - Woven bottles	100.000	BS 5852	 
- Adore	66.000	BS 5852	
- Alpine	75.000	BS 5852	
Class 2			
- Bull - Recycled leather	32.000	BS 5852	 
- Facet	100.000	BS 5852	
Class 3			
- Kvadrat - Steelcut Trio 3	100.000	BS EN 1021 parts 1 & 2, BS 5852	 
- Kvadrat - Remix 3	100.000	BS EN 1021 parts 1 & 2, BS 5852	 
- Kvadrat - Re-Wool	100.000	BS EN 1021 parts 1 & 2, BS 5852	 

Fillings

All foam for our chairs and lounge chairs and benches is made from CertiPUR certified foam which contains no heavy metals, no formaldehyde, no PBDE, TDCPP, TCEP or 'Tris' flame retardants, no PCB, nophthalates, no vinyl chloride and has TVOC emissions of less than 0.5 parts per million.

CONTACT

Planq B.V.
Parabool 28
3364 DH, Sliedrecht
The Netherlands

T +31 184 74 52 53

E info@planqproducts.com

W www.planqproducts.com

Quotations
info@planqproducts.com

Sample request
info@planqproducts.com

Finance
administratie@planqproducts.com